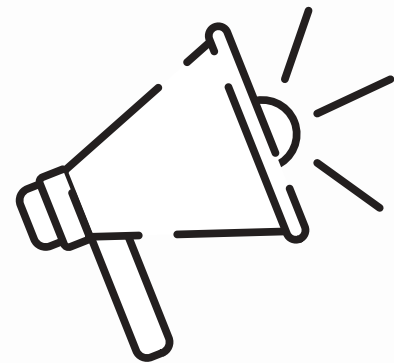


Know Your Rights AS A PROTESTER



> You have the right to protest on:



Public or government-owned property. Beware of restrictions (e.g., permit requirements).



Public sidewalks, as long as people can pass through. No permit is required.



Your property or private property with the owner's permission.

> Curfew requirements:

You **MUST**

Abide by curfew restrictions as you may be detained or arrested.

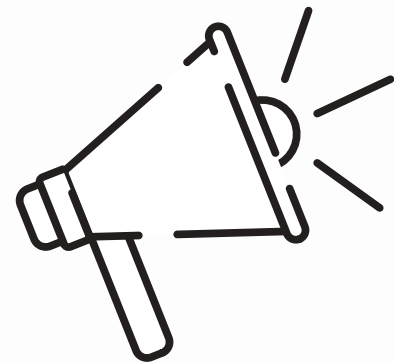
Officers **MUST**

Provide a reasonable, time, opportunity, and an unobstructed exit path for you to comply.



cair-ohio.com/guides-toolkits

Know Your Rights AS A PROTESTER



> During a protest:

You have the right to



Video record from a safe distance and photograph anything in public space. You must be lawfully present on public space.




Keep your videos and images on your phone/camera as they are protected by the First Amendment.



Deny officers access to your phone. Law enforcement cannot access or delete data on your phone under any circumstances.

Make sure to

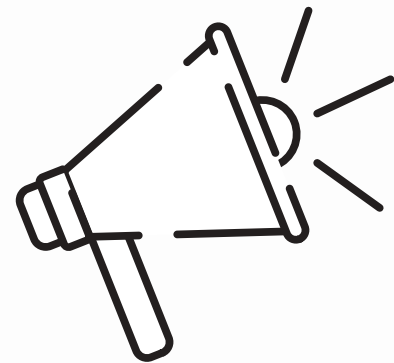
Turn off face and Touch ID because law endorsement can use your biometric data to unlock your phone.



CAIR
O H I O

cair-ohio.com/guides-toolkits

Know Your Rights AS A PROTESTER



> If law enforcement:

Stops you

- Ask if you are free to leave, if so, calmly walk away.
- You have a right to refuse consent to a search of yourself or your belongings.

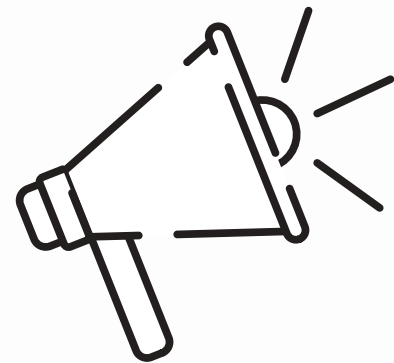
Arrests you

- You have the right to ask why you're being arrested.
- Explicitly state you would like to invoke your right to counsel and your right to remain silent.
- Say nothing more.
- Never sign anything without the advice of counsel.
- Officers may "pat down" your clothing if they suspect you have a weapon.
- Officers have a right to search you after an arrest.
- You have the right to make a private, local phone call. If you are speaking to your attorney, officers cannot listen.



cair-ohio.com/guides-toolkits

Know Your Rights AS A PROTESTER



> If you believe your rights were violated:

Do this

- Write down details of the incident, including the officers' badge, patrol car numbers, and the agency they work for.
- Get contact information from witnesses.
- Take photographs of any injuries.
- File a written complaint with the agency's internal affairs division or civilian complaint board.
- Report the incident to CAIR-Ohio.

Visit: cair-ohio.com/report-an-incident

Call: [614-451-3232](tel:614-451-3232)

Columbus Office

[513-281-8200](tel:513-281-8200)

Cincinnati Office

[614-219-7330](tel:614-219-7330)

Client Intake Specialist,
Sarah Mazouz



cair-ohio.com/guides-toolkits